


Your Ultimate Guide to Creating a Winning Portfolio for the 2024s

The 2024s are upon us, and it's time to start thinking about how to create a portfolio that will help you stand out from the crowd. In today's competitive job market, a well-crafted portfolio is essential for showcasing your skills and experience to potential employers.

This guide will provide you with everything you need to know about creating a portfolio that will impress potential employers and help you land the job you want. We'll cover everything from choosing the right format to selecting the best pieces to include. We'll also provide tips on how to write a strong resume and cover letter, and how to prepare for an interview.

The first step in creating a portfolio is choosing the right format. There are two main types of portfolios: online and offline.



Inflation Investing: A Guide for the 2024s, Volume 1 (Essentials for Creating a Portfolio) by Upton Sinclair

★★★★☆ 4.5 out of 5

Language : English
File size : 2302 KB
Text-to-Speech : Enabled
Screen Reader : Supported
Enhanced typesetting : Enabled
Word Wise : Enabled
Print length : 280 pages
Lending : Enabled

FREE

DOWNLOAD E-BOOK



Online portfolios are hosted on a website or online platform. They are easy to share with potential employers, and they can be updated regularly with new work. However, online portfolios can be more difficult to customize than offline portfolios.

Offline portfolios are physical portfolios that you can take with you to interviews. They are more personal than online portfolios, and they allow you to control the presentation of your work. However, offline portfolios can be more difficult to update, and they can be bulky to carry around.

The best format for your portfolio depends on your needs and preferences. If you are looking for a portfolio that is easy to share and update, an online portfolio is a good option. If you are looking for a portfolio that is more personal and customizable, an offline portfolio is a good option.

Once you have chosen a format for your portfolio, you need to start selecting the best pieces to include. Your portfolio should showcase your skills and experience, and it should highlight your strengths.

When selecting pieces to include in your portfolio, consider the following factors:

- **Relevance:** The pieces you include in your portfolio should be relevant to the jobs you are applying for. If you are applying for a job in graphic design, for example, you should include pieces that demonstrate your skills in graphic design.
- **Quality:** Only include pieces that are of high quality. Your portfolio should showcase your best work, so don't include any pieces that you are not proud of.

- **Variety:** Your portfolio should include a variety of pieces that demonstrate your range of skills and experience. Don't just include pieces that are all in the same style or medium.
- **Presentation:** The pieces you include in your portfolio should be presented in a clear and concise way. Use high-quality images and videos, and make sure your portfolio is easy to navigate.

In addition to your portfolio, you will also need to write a strong resume and cover letter. Your resume should provide a brief overview of your skills and experience, and your cover letter should explain why you are interested in the job you are applying for.


When writing your resume and cover letter, be sure to highlight the skills and experience that are most relevant to the job you are applying for. Also, be sure to tailor your resume and cover letter to each job you apply for.

Once you have created a strong portfolio, resume, and cover letter, you will need to start preparing for interviews. In an interview, you will be asked questions about your skills, experience, and why you are interested in the job.

To prepare for an interview, take some time to practice answering common interview questions. You should also research the company you are applying for and the job you are applying for.

On the day of the interview, dress professionally and arrive on time. Be prepared to answer questions about your skills, experience, and why you are interested in the job. Also, be sure to ask questions about the company and the job.


Creating a winning portfolio is essential for success in the 2024s. By following the tips in this guide, you can create a portfolio that will help you stand out from the crowd and land the job you want.



Inflation Investing: A Guide for the 2024s, Volume 1 (Essentials for Creating a Portfolio) by Upton Sinclair

★★★★☆ 4.5 out of 5

Language : English
File size : 2302 KB
Text-to-Speech : Enabled
Screen Reader : Supported
Enhanced typesetting : Enabled
Word Wise : Enabled
Print length : 280 pages
Lending : Enabled



Cold War Fighter Pilot Story: A Captivating Tale of Courage and Adventure

Enter the Cockpit of a Legendary Era In the heart-pounding pages of "Cold War Fighter Pilot Story," renowned author and former pilot John "Maverick"...



Portrait Of Patron Family Vienna 1900: A Captivating Journey into Vienna's Golden Age

Vienna, at the turn of the 20th century, was a city pulsating with creativity, innovation, and cultural exuberance. It was the heart of...