


# Unveiling the Secrets: Netflix Features How to Set Up and Sign Out of Your Account

In the realm of streaming entertainment, Netflix reigns supreme as the undisputed champion. With its vast library of movies, TV shows, and original content, Netflix offers endless hours of binge-worthy entertainment for millions of subscribers worldwide. However, navigating the platform's features and settings can sometimes be a bit perplexing, especially when it comes to managing your account.

To help you unlock the full potential of your Netflix experience, this comprehensive guide will delve into the intricacies of account setup and sign-out procedures. Whether you're a seasoned Netflix veteran or a first-time user, this article will empower you with the knowledge and skills to effortlessly manage your account, ensuring seamless streaming bliss.



## USING NETFLIX ON YOUR KINDLE FIRE: Netflix features, how to set up, sign out of your account

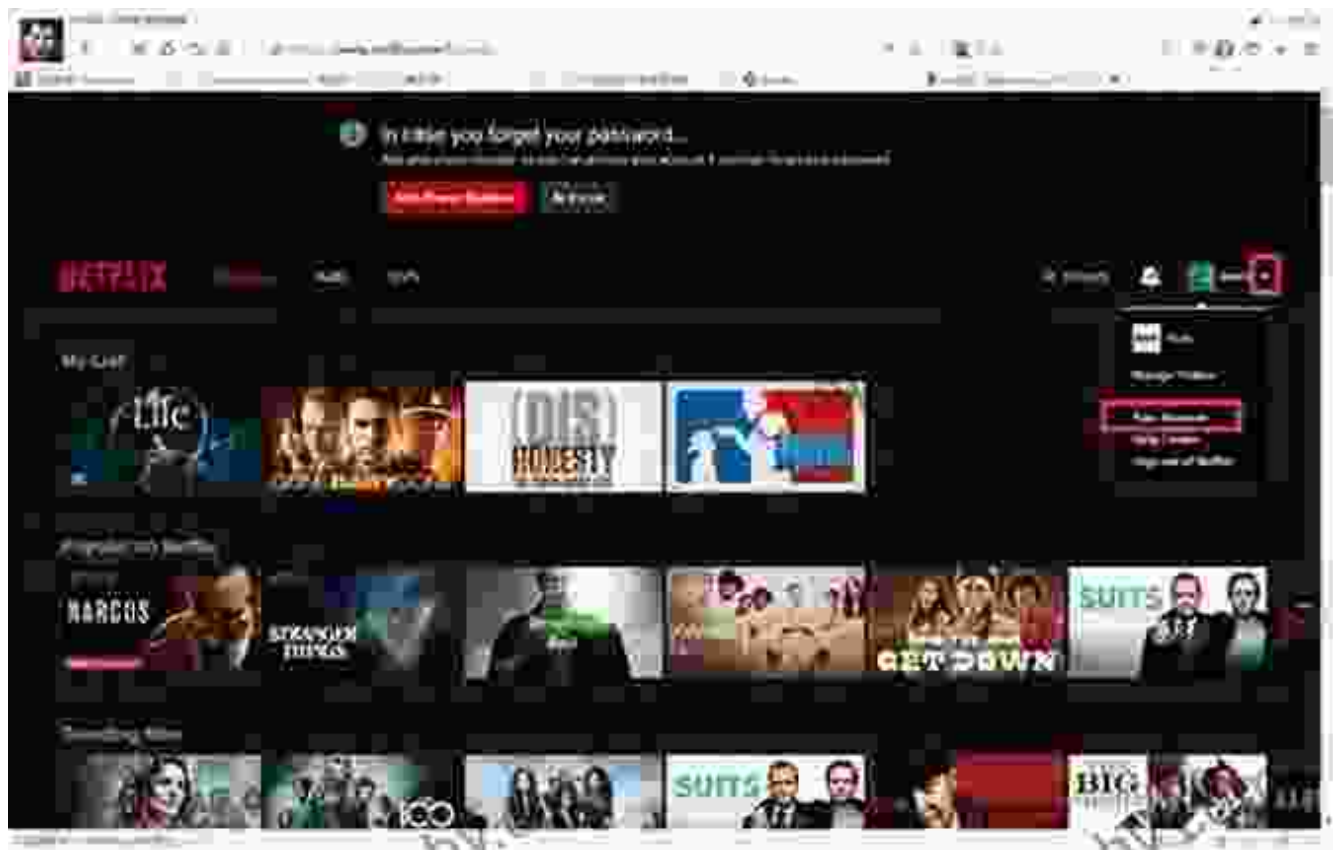
by Rebecca Rane

★★★★☆ 4.6 out of 5

Language : English  
File size : 1121 KB  
Text-to-Speech : Enabled  
Screen Reader : Supported  
Enhanced typesetting : Enabled  
Word Wise : Enabled  
Print length : 208 pages  
Lending : Enabled



## Part 1: Setting Up Your Netflix Account



### Creating Your Profile

Embarking on your Netflix journey begins with creating your user profile. This profile will serve as your personalized gateway to the vast Netflix library, tailored to your unique preferences and viewing habits. To set up your profile:

1. Visit the Netflix website or open the Netflix app on your device.
2. Click on the "Sign In" button and enter your email address and password.
3. If you're a new user, click on the "Create Account" link and follow the on-screen instructions.

4. Once you're signed in, hover over your profile icon in the top right corner and click on "Manage Profiles."
5. Click on the "Add Profile" button and enter a name for your profile. You can create up to five profiles per account.

## **Setting Parental Controls**

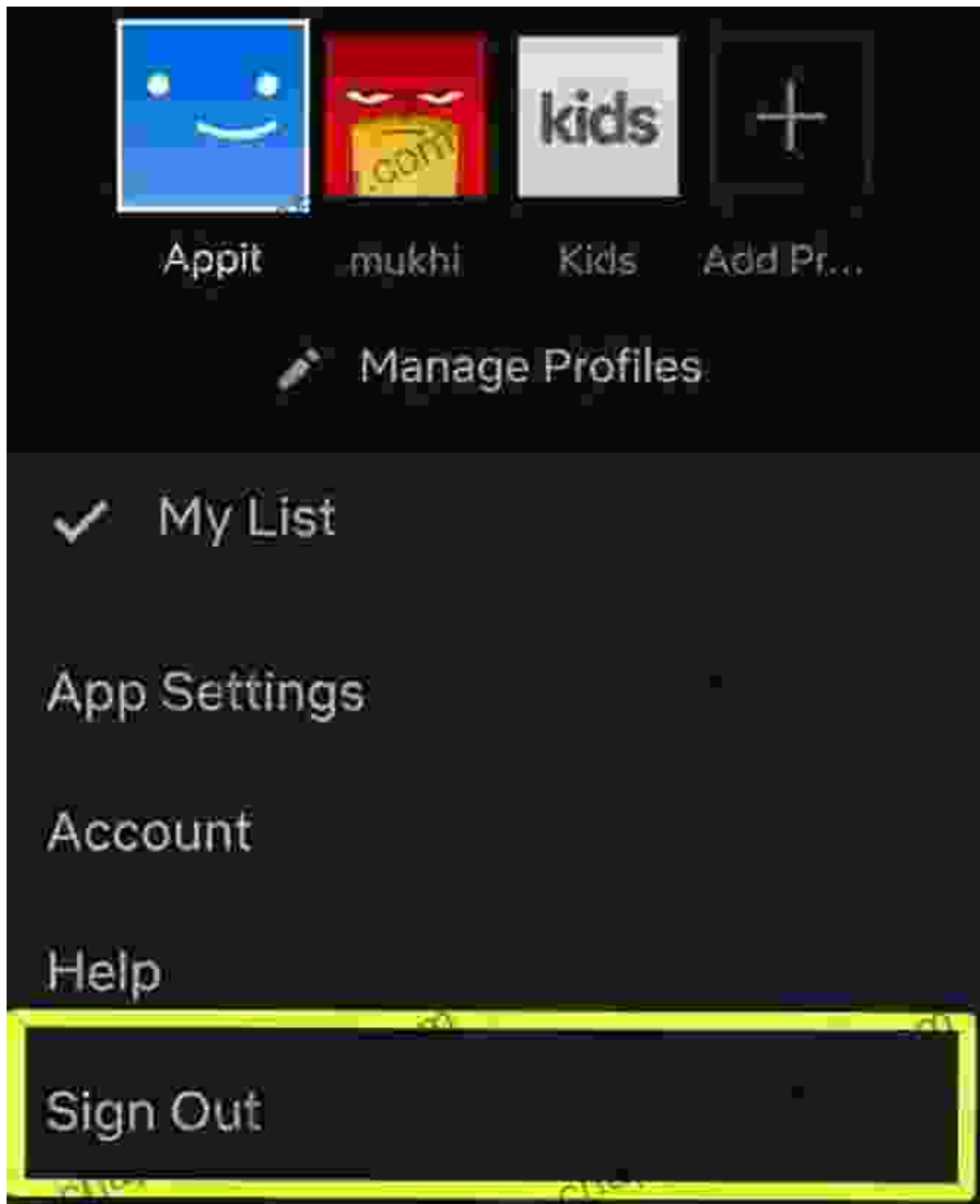
If you're sharing your Netflix account with children, it's essential to set up parental controls to ensure they have a safe and age-appropriate viewing experience. Netflix offers robust parental control features that allow you to:

- Set maturity ratings for each profile.
- Block specific titles from appearing in search results.
- Require a PIN to access mature content.

To set up parental controls:

1. Hover over your profile icon in the top right corner and click on "Manage Profiles."
2. Select the profile you want to set parental controls for.
3. Click on the "Edit" button and then select the "Parental Controls" tab.
4. Adjust the settings according to your preferences and click on the "Save" button.

## **Part 2: Signing Out of Your Netflix Account**



## Signing Out on a Browser

If you're using Netflix on a web browser, signing out is a simple process:

1. Hover over your profile icon in the top right corner.
2. Click on "Sign Out."

## **Signing Out on a TV or Mobile Device**

Signing out of Netflix on a TV or mobile device may vary slightly depending on the device model and operating system. Here are the general steps:

1. Open the Netflix app on your device.
2. Navigate to the "Settings" menu.
3. Select the "Sign Out" option.


## **Signing Out of All Devices Simultaneously**

If you believe your Netflix account has been compromised, you can sign out of all devices simultaneously to revoke access from unauthorized users:

1. Visit the Netflix website and sign in to your account.
2. Hover over your profile icon in the top right corner and click on "Account."
3. Scroll down to the "Settings" section and click on "Sign out of all devices."
4. Click on the "Sign Out" button to confirm.

Mastering the art of Netflix account management empowers you to fully customize your streaming experience. By understanding the intricacies of account setup and sign-out procedures, you can create multiple profiles, set up parental controls, and protect your account from unauthorized access. With this newfound knowledge, you can embrace the limitless entertainment offerings of Netflix with peace of mind and effortless control.

So, grab your popcorn, settle into your favorite spot, and immerse yourself in the captivating world of Netflix. With your account management skills sharpened, you're ready to embark on an unforgettable streaming adventure!



## USING NETFLIX ON YOUR KINDLE FIRE: Netflix features, how to set up, sign out of your account

by Rebecca Rane


★★★★☆ 4.6 out of 5

Language : English  
File size : 1121 KB  
Text-to-Speech : Enabled  
Screen Reader : Supported  
Enhanced typesetting : Enabled  
Word Wise : Enabled  
Print length : 208 pages  
Lending : Enabled



## Cold War Fighter Pilot Story: A Captivating Tale of Courage and Adventure

Enter the Cockpit of a Legendary Era In the heart-pounding pages of "Cold War Fighter Pilot Story," renowned author and former pilot John "Maverick"...



## Portrait Of Patron Family Vienna 1900: A Captivating Journey into Vienna's Golden Age

Vienna, at the turn of the 20th century, was a city pulsating with creativity, innovation, and cultural exuberance. It was the heart of...