


# The Ultimate Guide to Becoming a Successful Swimming Teacher



## How To Be A Swimming Teacher: The Definitive Guide To Becoming A Successful Swimming Teacher

by Mark Young

★★★★☆ 4.4 out of 5

Language : English  
File size : 3553 KB  
Text-to-Speech : Enabled  
Screen Reader : Supported  
Enhanced typesetting : Enabled  
Word Wise : Enabled  
Print length : 146 pages  
Lending : Enabled



Are you passionate about teaching people how to swim? Do you enjoy working with children and adults of all ages? If so, then a career as a swimming teacher could be the perfect fit for you.

Swimming is a life-saving skill that everyone should have. As a swimming teacher, you will have the opportunity to make a real difference in the lives of your students. You will help them develop the skills and confidence they need to stay safe in the water.

Becoming a successful swimming teacher requires more than just a love of swimming. You need to have the skills and knowledge to teach effectively.

This guide will provide you with everything you need to know to get started in your career as a swimming teacher.

## **Getting Started**

The first step to becoming a swimming teacher is to get certified. There are a number of different organizations that offer swimming teacher certification programs. The American Red Cross, YMCA, and Boys & Girls Clubs of America are all reputable organizations that offer certification programs.

Once you are certified, you can start looking for a job. There are a number of different places that you can work as a swimming teacher. You can work at a public pool, a private swim club, or a fitness center.

## **Teaching Swimming**

Teaching swimming is a rewarding experience. However, it can also be challenging. Here are a few tips to help you become a successful swimming teacher:

- **Be patient.** It takes time for students to learn how to swim. Be patient with your students and encourage them to keep trying.
- **Be positive.** A positive attitude can go a long way in helping students to learn. Be encouraging and supportive, and let your students know that you believe in them.
- **Be organized.** Having a well-organized lesson plan will help you to stay on track and make the most of your time with your students.
- **Be safe.** Swimming is a potentially dangerous activity. Always take safety precautions and make sure that your students are safe.


## Continuing Education

Once you are a certified swimming teacher, it is important to continue your education. There are a number of different ways to do this. You can attend workshops and conferences, read books and articles about swimming instruction, and take online courses.

Continuing your education will help you to stay up-to-date on the latest teaching methods and techniques. It will also help you to develop your skills as a teacher.

Becoming a successful swimming teacher is a rewarding experience. With the right skills and knowledge, you can make a real difference in the lives of your students.

If you are passionate about teaching swimming, then I encourage you to pursue a career as a swimming teacher. With hard work and dedication, you can achieve your goals and become a successful swimming teacher.



### How To Be A Swimming Teacher: The Definitive Guide To Becoming A Successful Swimming Teacher

by Mark Young

★★★★☆ 4.4 out of 5

Language	: English
File size	: 3553 KB
Text-to-Speech	: Enabled
Screen Reader	: Supported
Enhanced typesetting	: Enabled
Word Wise	: Enabled
Print length	: 146 pages
Lending	: Enabled


FREE

DOWNLOAD E-BOOK



## Cold War Fighter Pilot Story: A Captivating Tale of Courage and Adventure

Enter the Cockpit of a Legendary Era In the heart-pounding pages of "Cold War Fighter Pilot Story," renowned author and former pilot John "Maverick"...



## Portrait Of Patron Family Vienna 1900: A Captivating Journey into Vienna's Golden Age

Vienna, at the turn of the 20th century, was a city pulsating with creativity, innovation, and cultural exuberance. It was the heart of...