


Master the Art of Anime and Manga Character Drawing: A Comprehensive Step-by-Step Guide

Are you captivated by the enchanting world of anime and manga, yearning to create your own captivating characters that leap from the page? Look no further! Our book, "Learn How To Draw For Anime Manga Characters And Girls Step By Step For," is the ultimate resource for aspiring manga artists, providing you with all the tools and techniques you need to embark on your artistic journey.

Chapter 1: Unveiling the Fundamentals

Begin your artistic odyssey with a solid foundation in the fundamentals of anime and manga drawing. We'll guide you through the essential principles of anatomy, proportions, and character design, ensuring that your characters possess both authenticity and vitality.



Draw 1 Foot in 20 Poses - Female: Learn how to draw for anime manga characters and girls step by step for beginners, kids, teens, artists (Draw 1 in 20 Book 15)

by Mei Yu

★★★★★ 5 out of 5

Language : English

File size : 2599 KB

Screen Reader: Supported

Print length : 163 pages

Lending : Enabled

FREE

DOWNLOAD E-BOOK



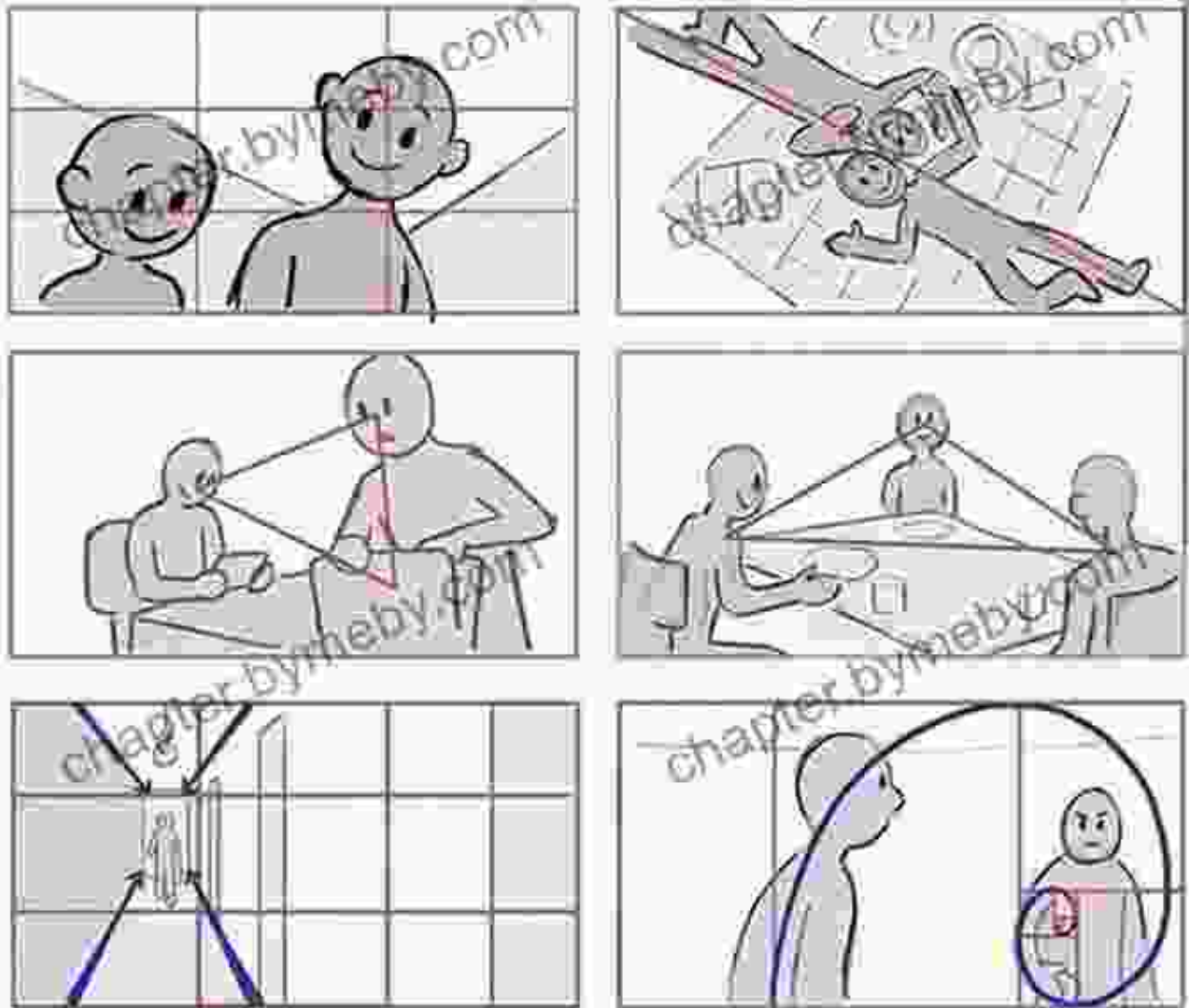
Anatomy and Proportions

- Learn the fundamental principles of human anatomy as applied to anime and manga characters.
- Master the correct proportions and ratios for creating realistic and visually appealing figures.
- Understand the role of foreshortening and perspective in creating depth and movement.

Character Design

- Explore the diverse range of character archetypes found in anime and manga.
- Learn to design unique and memorable characters with distinct personalities and visual attributes.
- Discover the secrets of costume design, hairstyles, and accessories that bring your characters to life.

Compositions



Chapter 2: Mastering Facial Expressions

Emotions are the lifeblood of any character, and capturing them effectively is crucial for creating engaging and relatable manga figures. This chapter delves into the art of facial expressions, teaching you how to convey a wide range of emotions through subtle shifts in facial features.

- Study the anatomy of the face and its role in expressing emotions.
- Learn to draw the six basic facial expressions: happiness, sadness, anger, surprise, fear, and disgust.
- Explore advanced techniques for capturing complex and nuanced emotions.




Mastering the art of conveying emotions through facial expressions.

Chapter 3: Drawing Female Characters

Female characters play a prominent role in anime and manga, and capturing their grace and femininity requires a unique set of skills. In this chapter, we'll guide you through the specific anatomy, proportions, and design considerations for drawing compelling female characters.

- Understand the unique anatomy of female figures, including the bust, hips, and waist.

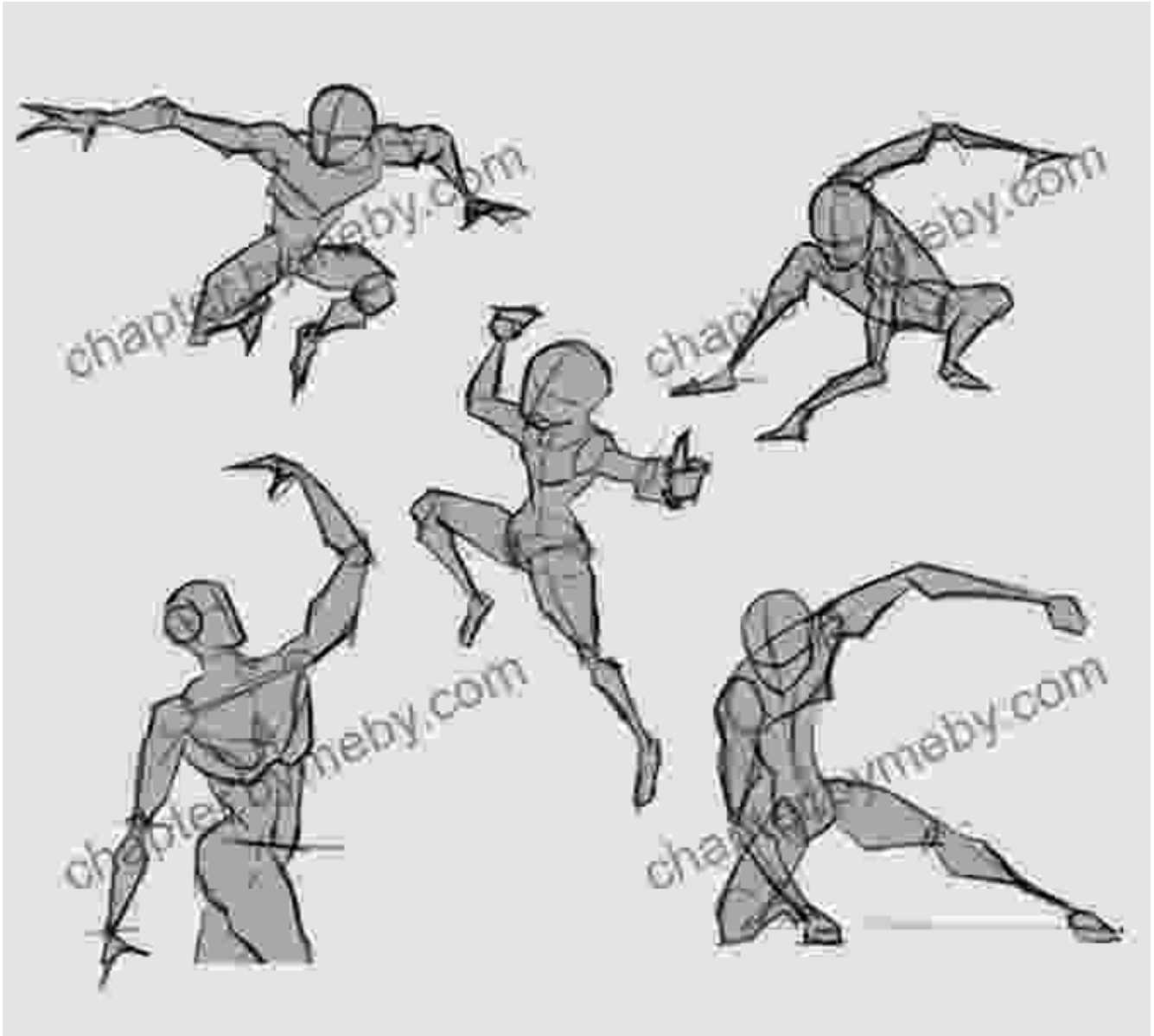
- Learn to draw graceful poses and fluid body lines that convey femininity.
- Explore different hairstyles, outfits, and accessories to create distinctive female characters.



Chapter 4: Dynamic Posing and Action

In the fast-paced world of anime and manga, characters are often engaged in dynamic action scenes. This chapter focuses on capturing the fluidity and energy of movement, teaching you how to draw poses that are both visually appealing and anatomically accurate.

- Study the principles of motion and apply them to your character drawings.
- Learn to draw dynamic poses that convey a sense of speed, power, and agility.
- Explore techniques for creating realistic fight scenes and other action sequences.



Bringing your characters to life with dynamic posing and action.

Chapter 5: Inking and Shading

Once you've mastered the basics of sketching, it's time to add depth and detail to your drawings through inking and shading. This chapter covers a variety of techniques for creating clean lines, adding shadows, and enhancing the overall impact of your artwork.

- Learn the different types of pens and inks used in anime and manga drawing.
- Master the techniques of lineart, cross-hatching, and other shading methods.
- Discover the secrets of creating depth and texture in your drawings.

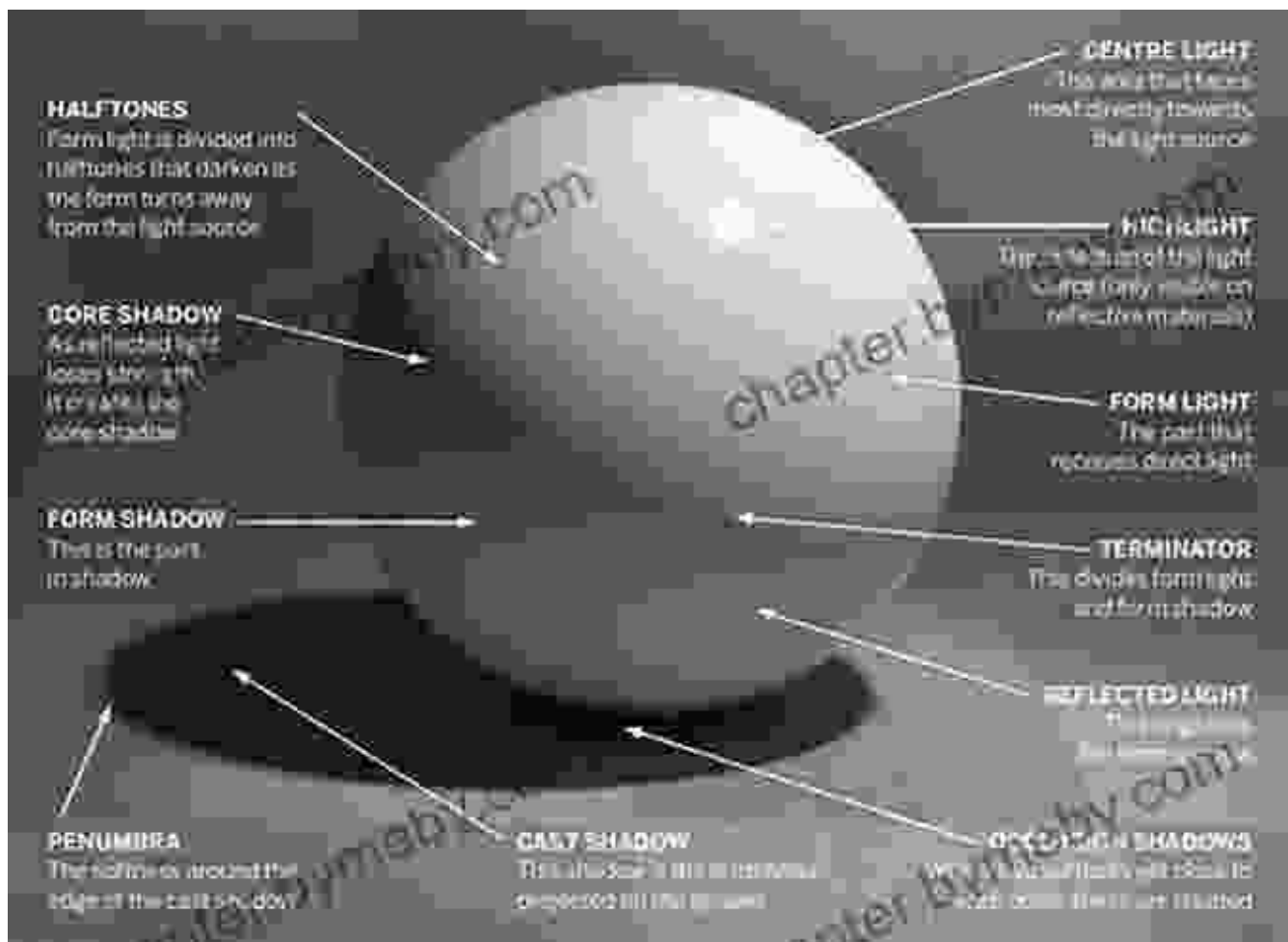


Chapter 6: Digital Drawing

In today's digital age, many artists prefer to create their manga artwork digitally. This chapter introduces the basics of digital drawing, including

software recommendations, brush settings, and techniques for achieving the same effects as traditional inking and shading.


- Review the different digital drawing software options and their pros and cons.
- Learn the essential brush settings and techniques for creating anime and manga style artwork.
- Explore the unique advantages and challenges of digital drawing.



Embracing the possibilities of digital drawing in anime and manga.

Your journey as an anime and manga artist begins now! "Learn How To Draw For Anime Manga Characters And Girls Step By Step For" provides you with a comprehensive guide to every aspect of character drawing. Whether you're a complete beginner or looking to refine your skills, this book has everything you need to create stunning and unforgettable characters that will captivate your audience.

So, pick up your pencil or stylus, embrace the world of anime and manga, and let your artistic dreams take flight!



Draw 1 Foot in 20 Poses - Female: Learn how to draw for anime manga characters and girls step by step for beginners, kids, teens, artists (Draw 1 in 20 Book 15)

by Mei Yu

★★★★★ 5 out of 5

Language : English


File size : 2599 KB

Screen Reader : Supported

Print length : 163 pages


Lending : Enabled





Cold War Fighter Pilot Story: A Captivating Tale of Courage and Adventure

Enter the Cockpit of a Legendary Era In the heart-pounding pages of "Cold War Fighter Pilot Story," renowned author and former pilot John "Maverick"...



Portrait Of Patron Family Vienna 1900: A Captivating Journey into Vienna's Golden Age

Vienna, at the turn of the 20th century, was a city pulsating with creativity, innovation, and cultural exuberance. It was the heart of...